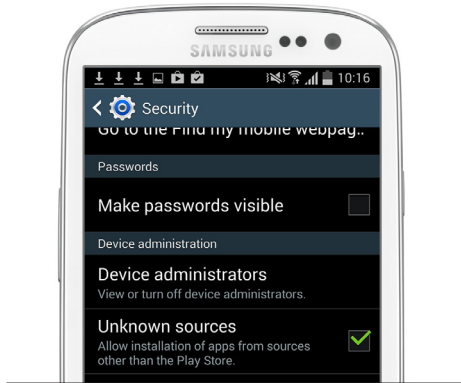


Threema Shop - Installation and update

Threema.
Seriously secure messaging




Step 1

Activate «Unknown sources»

Before you can install Threema, activate the «Unknown sources» option. You will find it in your phone's Settings screen in **Security** section.

You can deactivate «Unknown sources» again, after a successful install of the app and the optional plug-ins.



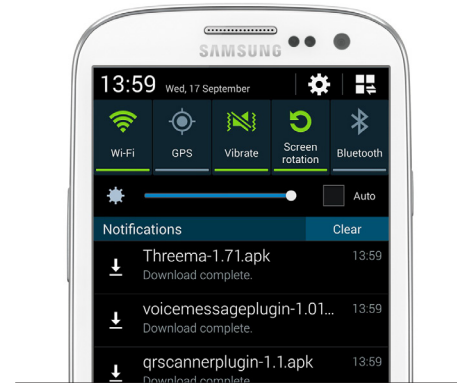
Step 2

Redeem license key and download the app and plug-ins

Visit the download section of Threema: <https://shop.threema.ch/download> with your phone's browser.

Tap in your license key and click «Download». We suggest that you also download the free QR Scanner and Voice Message plug-ins.

If you did not receive a license key by email shortly after purchase, please check the Spam folder. To request another email with your license key use this link: https://shop.threema.ch/retrieve_keys

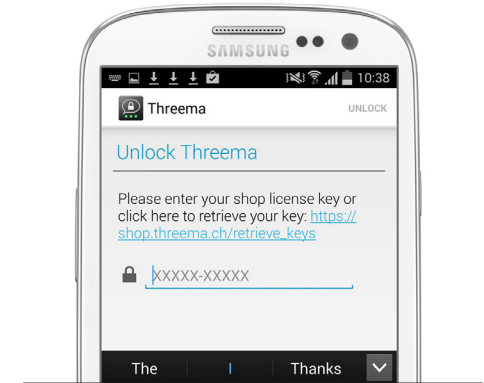


Step 3

Start the installation

Start the installation of the downloaded apps by swiping down the notification bar and tapping on the corresponding entries for the downloaded packages. You can also use the «Download» app of your phone to access the downloaded files. Follow the instructions of the package installer to install the apps.

If an error message appears, make sure «Unknown sources» is enabled as described in step 1.



Step 4

Launch Threema and enter license key to start

If installation was successful, open Threema from the final dialog of the package installer or tap on the Threema icon in your phone's app drawer. Note that the optional plug-ins do not need to be launched to activate. They will not appear in your phone's app drawer.

On first launch, enter your license key once again. That's all.

Have fun with Threema!

Update

You will receive a push notification when a new version of Threema is available. The installation will start automatically if you have «Unknown sources» enabled. If you're using version 1.7 or older, update manually by following the steps outlining above. The latest version is always available for download here: <https://shop.threema.ch/download>.

If you have lost your license key, retrieve it here: https://shop.threema.ch/retrieve_keys

Important: Do not delete Threema prior to installing the current version, or you will lose all your data. Please export your personal Threema ID before updating, if you haven't already done so.